

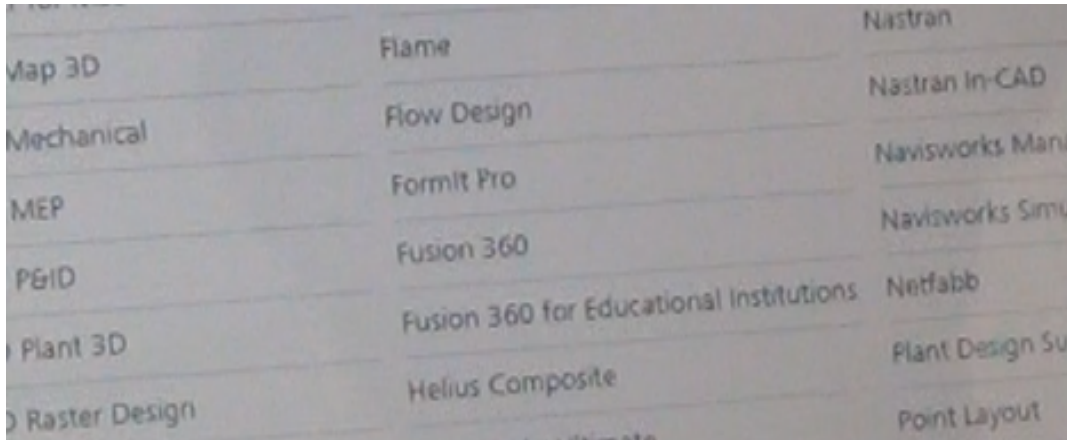
Download and Installation of Fusion 360

7/21/17

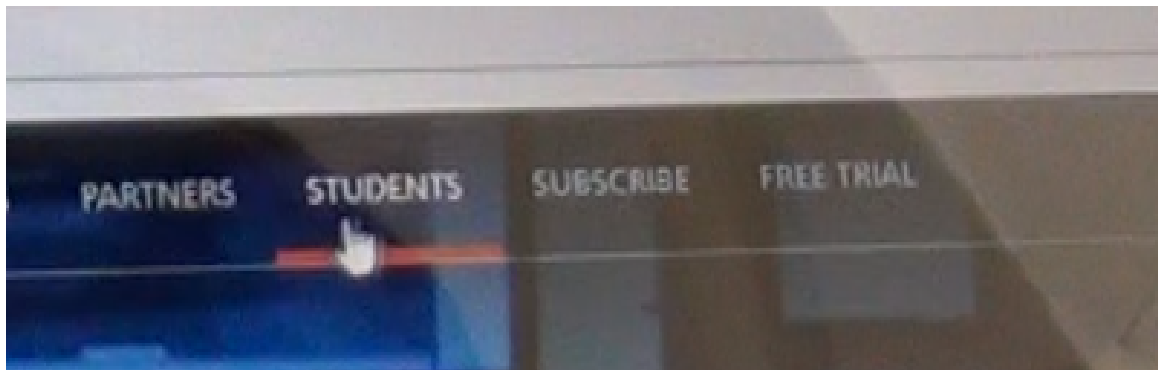
By Nick Belbas, Samuel Charbula

Go to www.autodesk.com/education/free-software/all

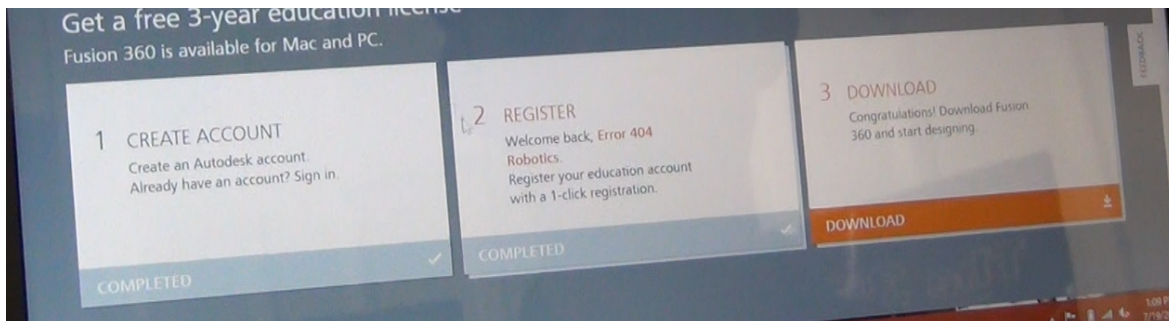
Scroll down until you see Fusion 360, NOT Fusion 360 for Educational Institutions



Also make sure the tab on the top of the screen is "Students" not "Free Trial"



Follow the on-screen instructions to make an Autodesk Account, then click download



Download and Installation of Fusion 360

7/21/17

By Nick Belbas, Samuel Charbula

Follow the simple instructions once the installer is run on the computer. Once it is installed and running, you will need to log in with your Autodesk Account again.

